



## **EEI International Utility Conference**

**Armando Pimentel**  
**Chief Financial Officer**  
**March 15, 2010**

## Cautionary Statements And Risk Factors That May Affect Future Results

Any statements made herein about future operating and/or financial results and/or other future events are forward-looking statements under the Safe Harbor Provisions of the Private Securities Litigation Reform Act of 1995. These forward-looking statements may include, for example, statements regarding anticipated future financial and operating performance and results, including estimates for growth. Actual results may differ materially from such forward-looking statements. A discussion of factors that could cause actual results or events to vary is contained in the Appendix herein and in our Securities and Exchange Commission (SEC) filings.

# FPL Group is a premier U.S. power company

## FPL Group

- \$19.4 B market capitalization
- 42,678 MW in operation
- \$15.6 B operating revenues
- \$48.5 B in total assets

## Florida Power & Light

- One of the largest U.S. electric utilities
- Vertically integrated, retail rate-regulated
- 4.5 MM customer accounts
- 24,530 MW in operation
- \$11.5 B in operating revenues
- \$26.8 B in total assets

## NextEra Energy Resources

- Successful wholesale generator
- U.S. leader in renewable generation
- Assets in 26 states and Canada
- 18,148 MW in operation
- \$4.0 B in operating revenues
- \$20.1 B in total assets

**A growing, diversified and financially strong Company**

# In the U.S., FPL Group is the industry's 5<sup>th</sup> largest company by equity market capitalization

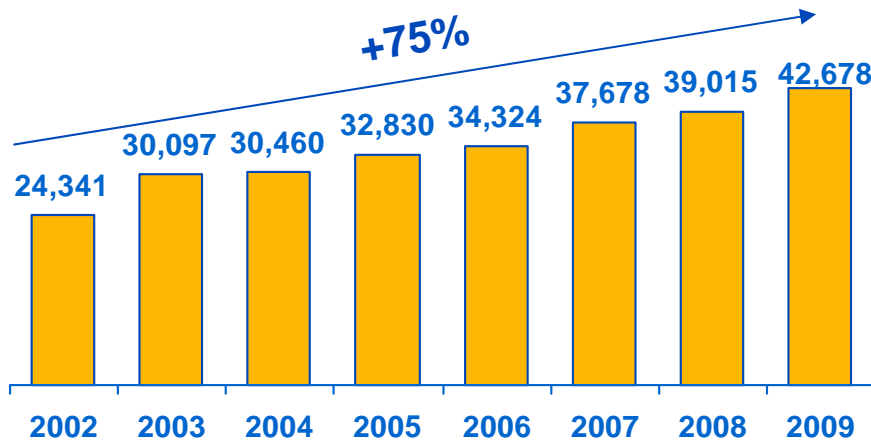
## Industry Position

<u>Rank</u>	<u>Company</u>	<u>Market Cap</u>
1	Exelon Corp.	\$ 28.9
2	Southern Co.	\$ 26.3
3	Dominion Resources Inc.	\$ 22.9
4	Duke Energy Corp.	\$ 21.4
5	<b>FPL Group Inc.</b>	<b>\$ 19.4</b>
6	American Electric Power Co. Inc.	\$ 16.1
7	PG&E	\$ 15.4
8	Public Service Enterprise Group Inc.	\$ 15.1
9	Entergy Corp.	\$ 14.5
10	Sempra Corp.	\$ 12.4

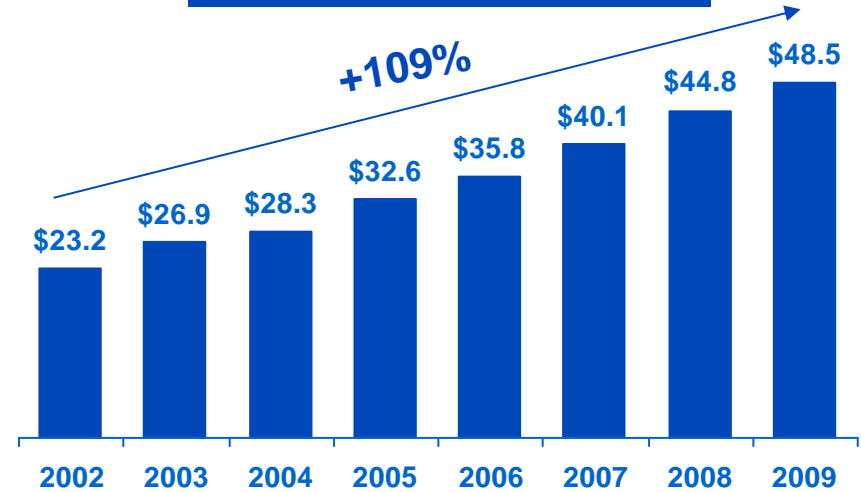
Source: FactSet as of February 25, 2010

Since 2002, FPL Group has experienced dramatic growth while providing a competitive dividend to shareholders

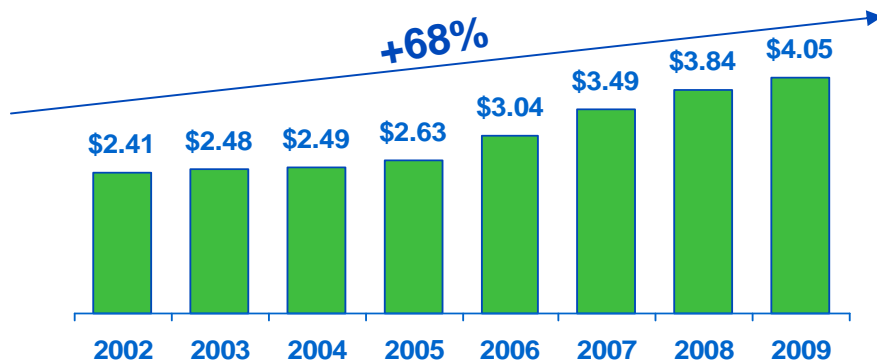
## Total Installed Capacity (MW)



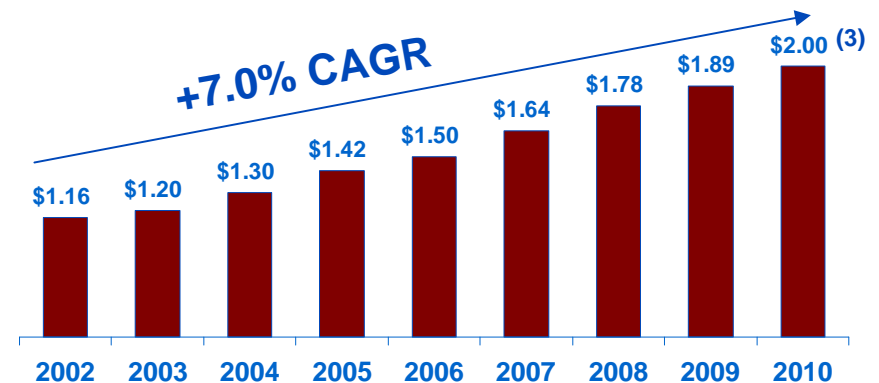
## Total Assets (\$B)



## Adjusted EPS (\$) <sup>(1)</sup>



## Dividends Per Share (\$) <sup>(2)</sup>



(1) See Appendix for reconciliation of adjusted amounts to GAAP

(2) Annualized split-adjusted quarterly dividend

(3) Projected based upon dividend of \$0.50 declared on February 12, 2010 for payment on March 15, 2010. Dividend declarations are subject to the discretion of the board of directors of FPL Group.

# FPL Group was just awarded the No. 1 ranking in our industry on Fortune magazine's "World's Most Admired Companies" list for the fourth consecutive year



This is our  
version of a  
hat trick.

For the third consecutive year,  
FPL Group is ranked No.1 among  
electric and gas utility companies.

 **FORTUNE**  
**2009 WORLD'S MOST**  
**ADMIRED COMPANIES**  
Industry Champion – Ranked #1

# FPL Group's growth has been fueled by maximizing the value of current assets and strategically investing in new opportunities

## Key Success Factors

**Operational  
excellence**

- Leverage the significant scale, scope and skills of our current assets to derive maximum value

**Strategic focus**

- Invest in clean energy generation and related opportunities

**Financial strength**

- Maintain a strong balance sheet and credit profile to support significant capital investment plans

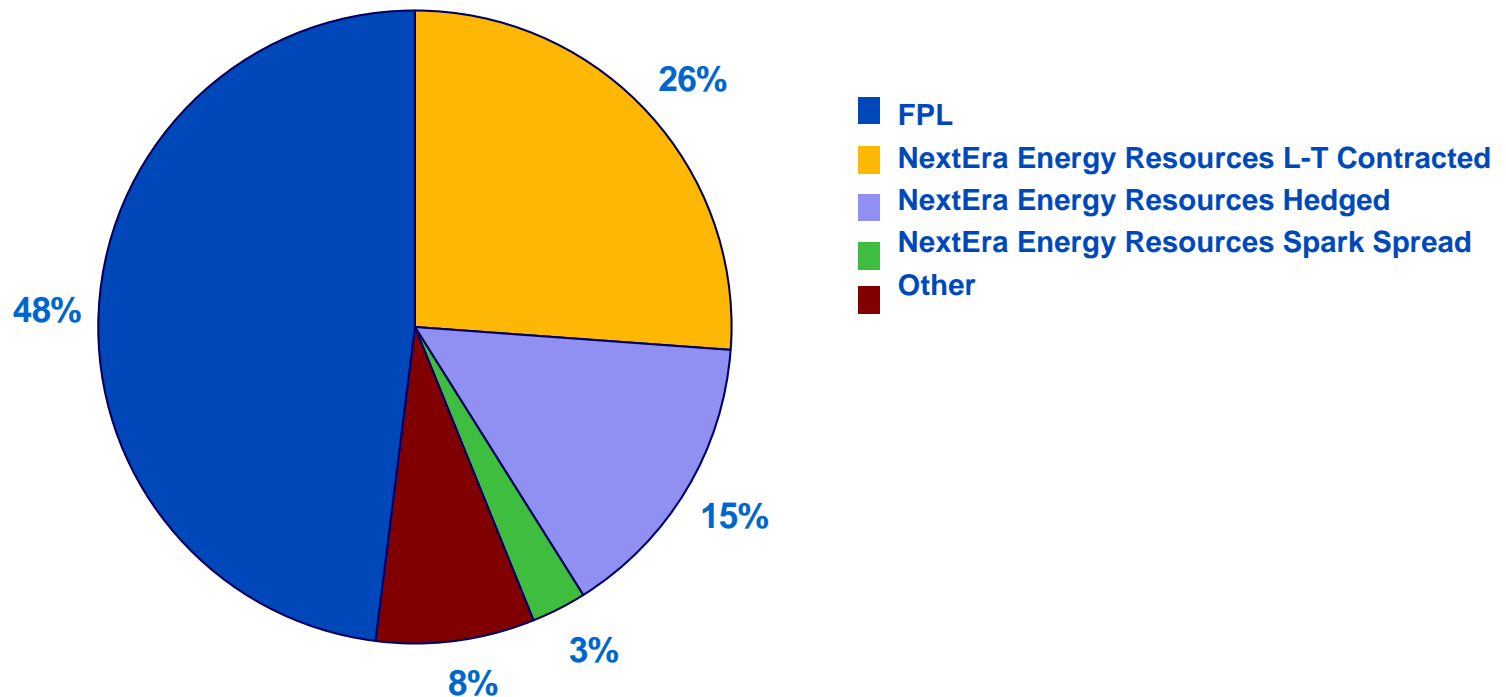
**Financial discipline**

- Only pursue opportunities that are strategic, financeable and enhance shareholder value

**Our talent and our culture  
continue to be our greatest assets**

# FPL Group's earnings profile is significantly weighted towards lower risk sources

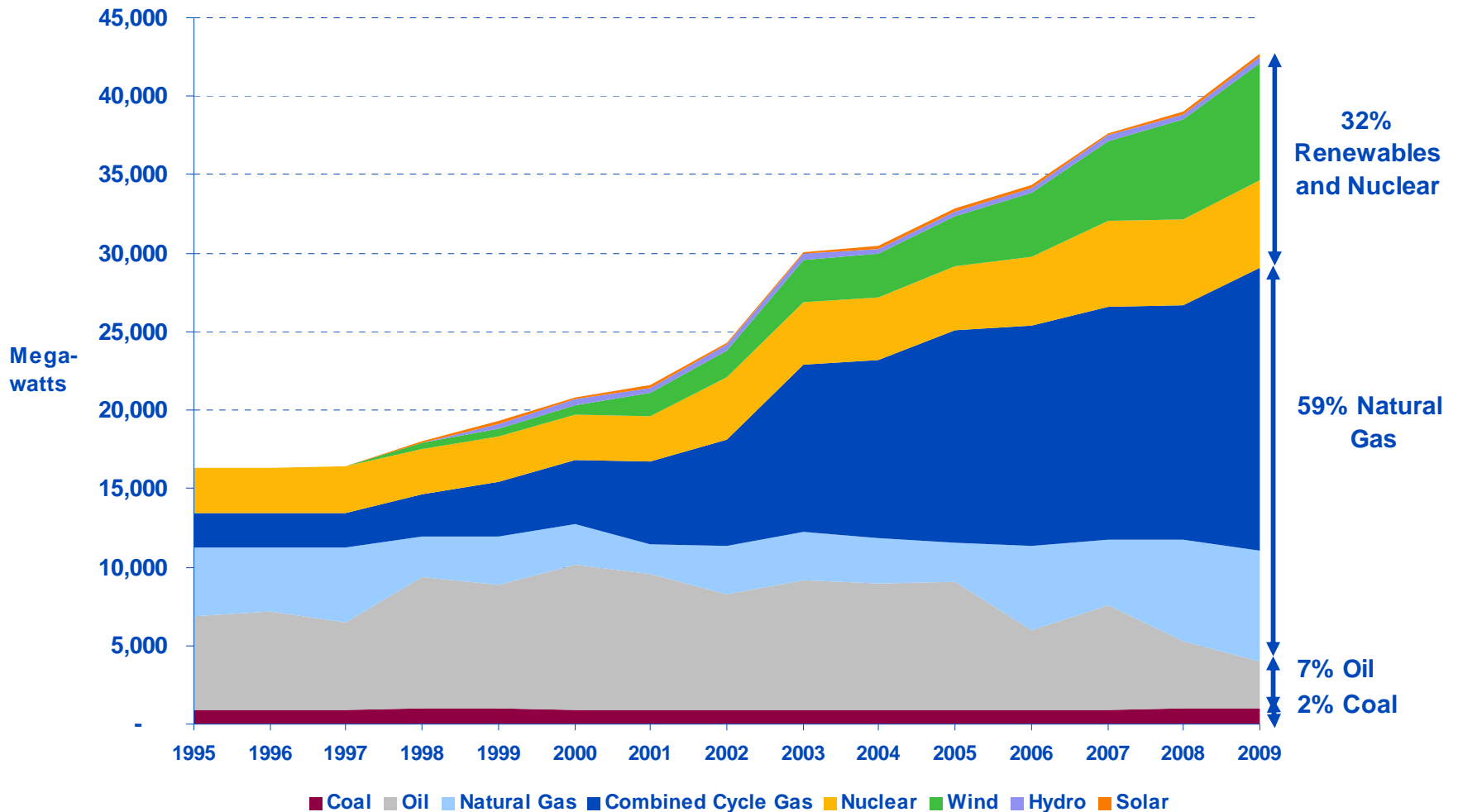
## 2010E EBITDA Contribution



**89% of 2010E EBITDA comes from either regulated rates, long-term contracts, or hedged assets**

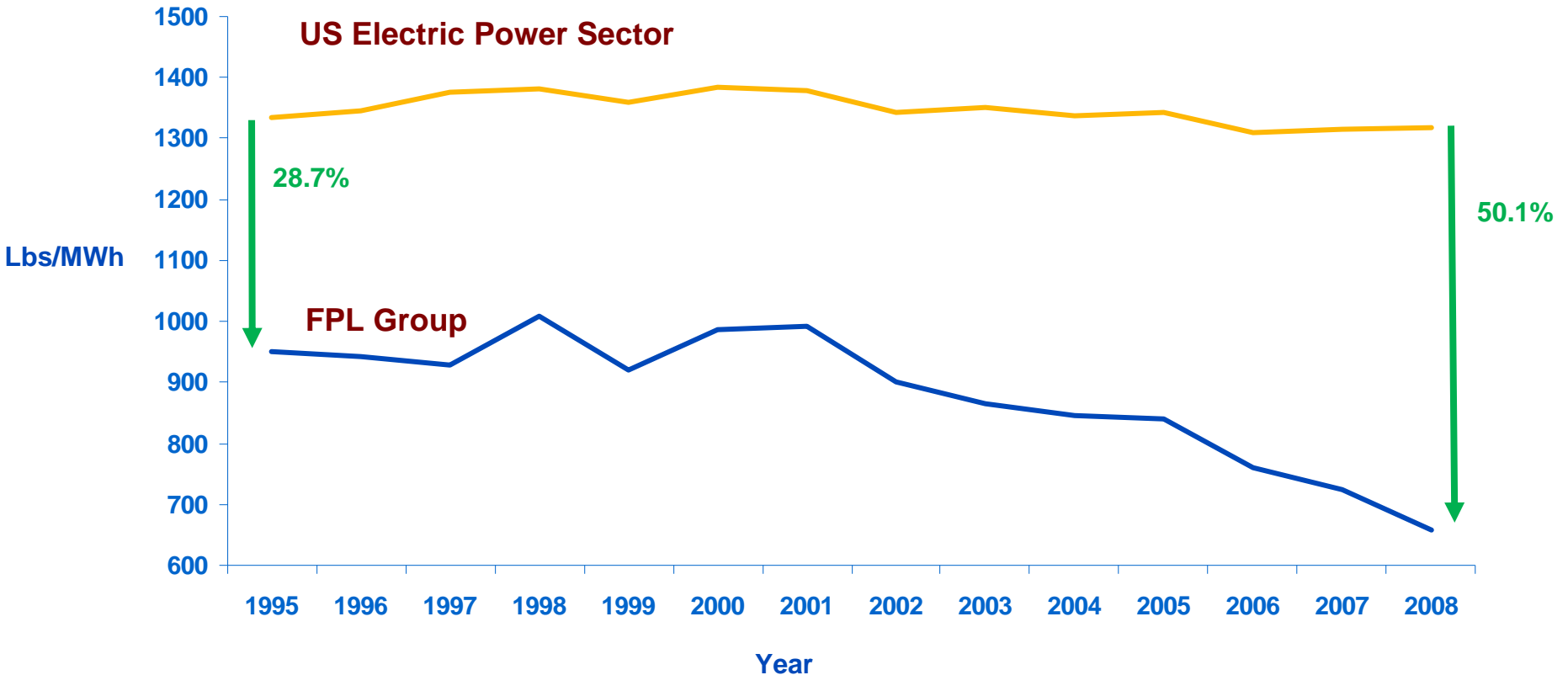
# FPL Group has aggressively pursued a low carbon strategy...

## FPL Group Generation Fuel Mix: 1995-2009



... resulting in a CO<sub>2</sub> emissions rate 50% below the U.S. electric power sector average

## Average CO<sub>2</sub> Emissions Rate: FPL Group vs. U.S. Electric Power Sector



Source: US electric power sector data is from US Dept of Energy (AER 2007 & AEO 2010)

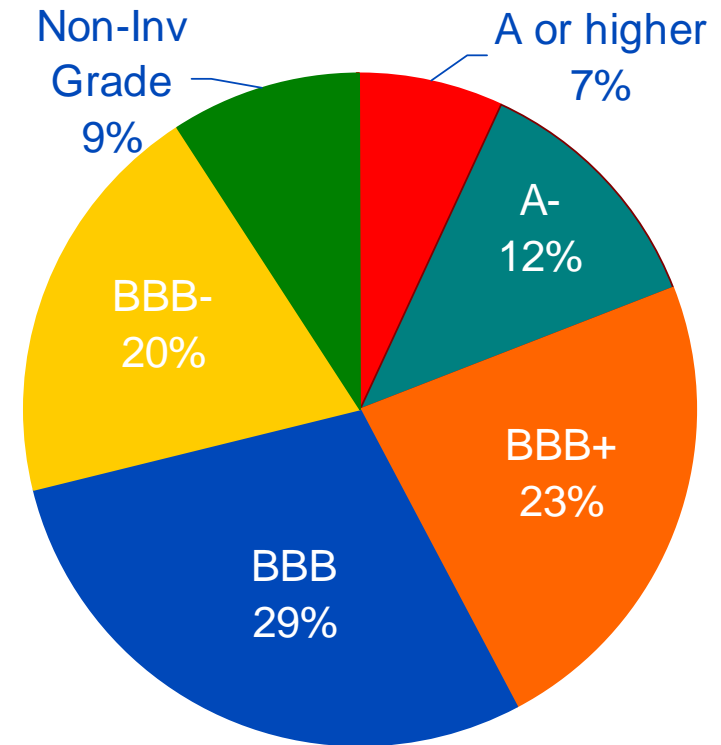
# FPL Group still has one of the strongest balance sheets in the industry

## Credit Ratings

### FPL Group Ratings

	<b>Fitch</b>	<b>Moody's</b>	<b>S&amp;P</b>
FPL Group			
Corporate credit rating	A	A2	A-
Outlook	Neg. Watch	Neg. Watch	Stable
Florida Power & Light			
First mortgage bonds	AA-	Aa2	A
Commercial paper	F1	P-1	A-2
Outlook	Neg. Watch	Neg. Watch	Stable
FPL Group Capital			
Sr. unsecured debentures	A	A2	BBB+
Commercial paper	F1	P-1	A-2
Outlook	Neg. Watch	Neg. Watch	Stable

### Utility Credit Ratings<sup>(1)</sup>

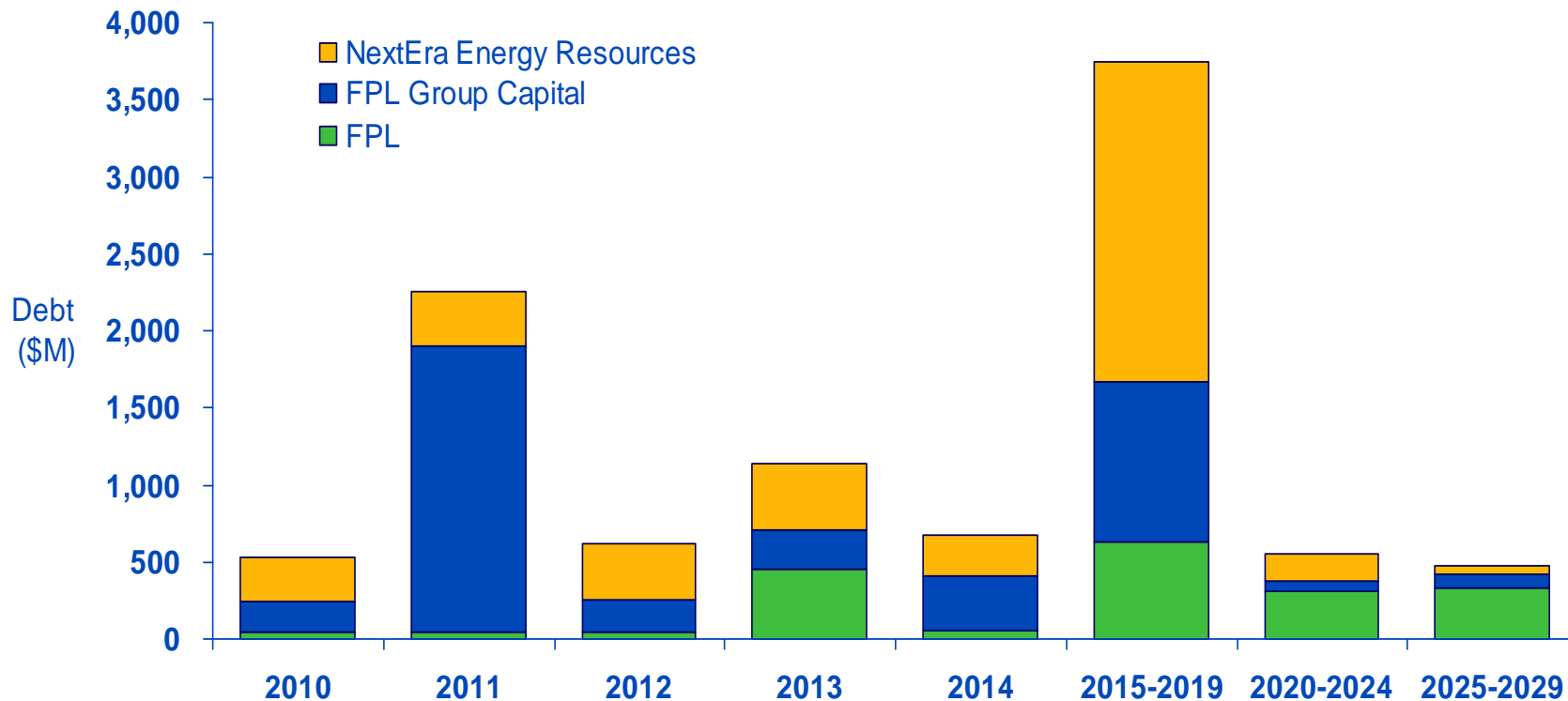


**Less than 20% of utilities are rated A- or higher;  
less than half are rated BBB+ or higher**

<sup>(1)</sup> EEI Credit Ratings - Financial Update Q3 2009

... and our debt maturity profile is attractive for the next several years

## FPL Group Debt Maturity Profile<sup>(1)</sup>



1) As of January 31, 2010

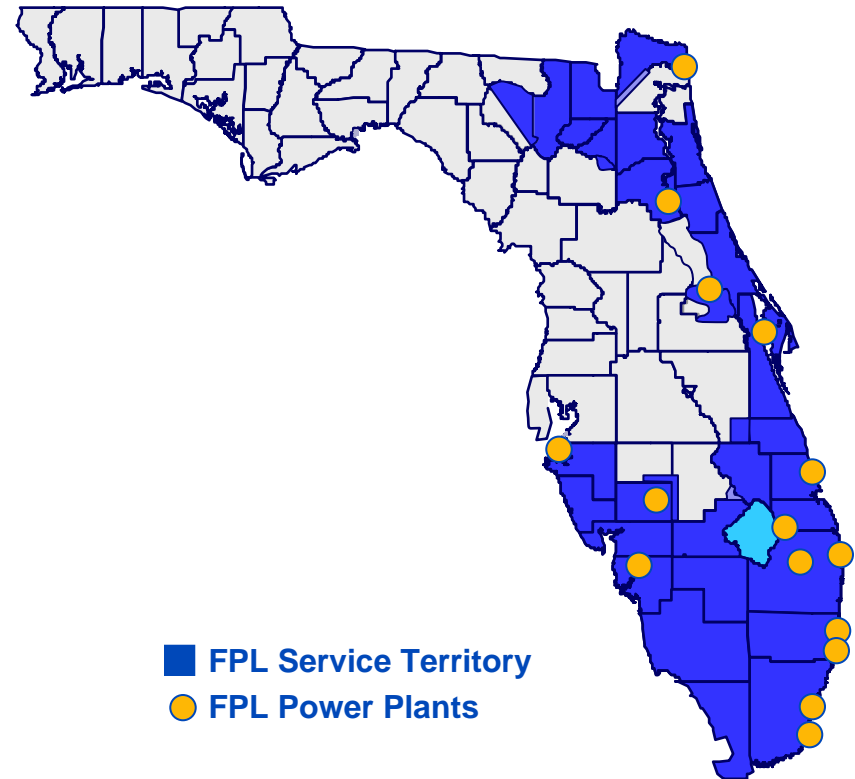


**FPL**

# Since 1925, Florida Power & Light Company has contributed to Florida's economic growth

## Florida Power & Light Company (1)

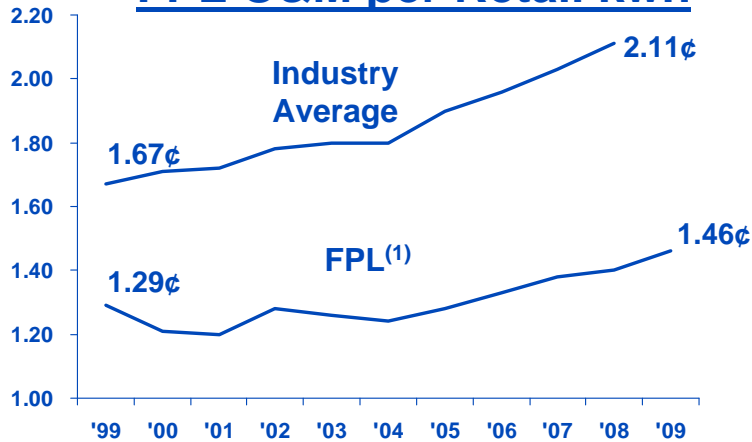
- One of the largest U.S. electric utilities
- Vertically integrated, retail rate-regulated
- 4.5 MM customer accounts
- 24,530 MW in operation
- \$11.5 B in operating revenues
- \$26.8 B in total assets



(1) Operating revenues for the year ended December 31, 2009  
All other data as of December 31, 2009

# FPL is a clean, efficient, and effective electric utility, with low customer bills

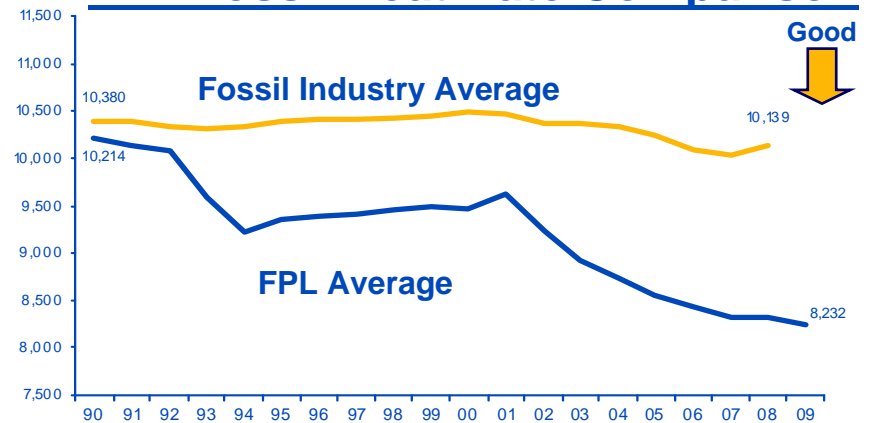
## FPL O&M per Retail kwh



(1) Excludes Storm Recovery Costs: \$155MM 2005 and \$151MM 2006 Excludes Storm Disallowance: \$52MM 2006

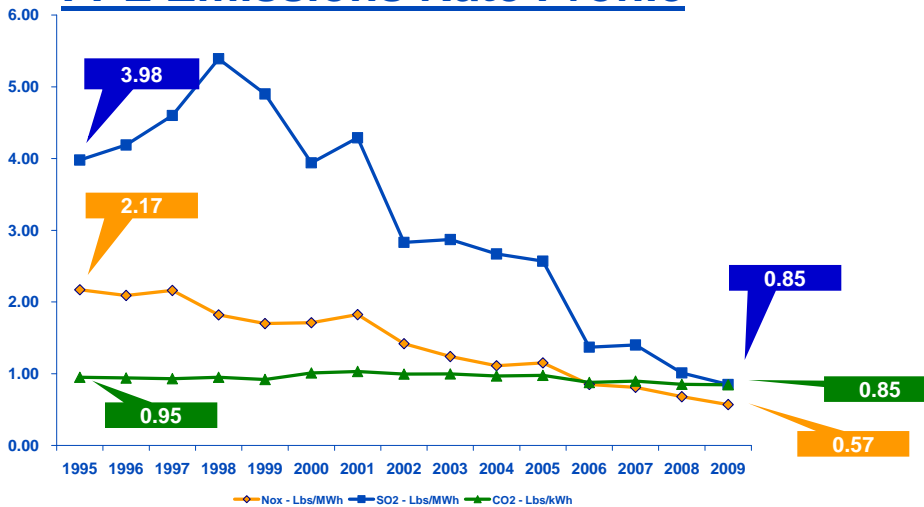
Source: Ventix from FF1, 12/96 through 12/08 data; 2009 from FPL records

## FPL Fossil Heat Rate Comparison



\*Source: Platts & Ventyx - fossil plants in the U.S. Excludes FPL.

## FPL Emissions Rate Profile



## Energy Efficiency

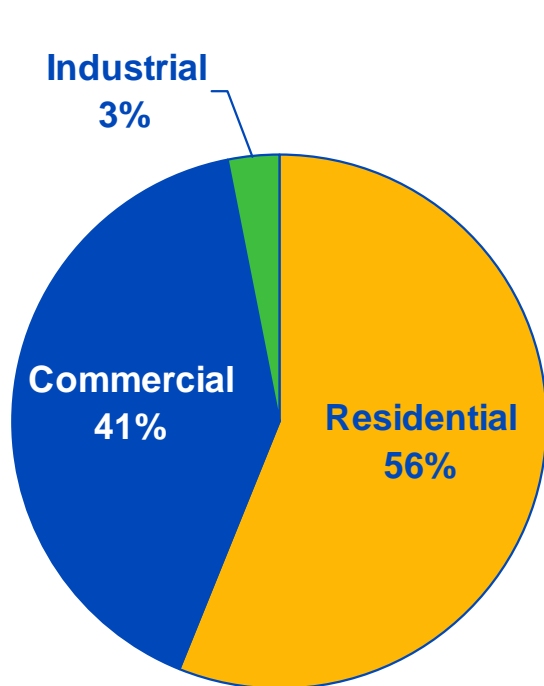
- FPL is No. 1 in the nation in energy efficiency as measured by cumulative megawatts avoided through demand side management programs, according to DOE data
- Through these efforts, we have avoided the need to build 12 medium-sized power plants

**Our customer bills are the lowest in all of Florida, while we are one of the cleanest utilities in the nation**



# FPL's retail revenue mix includes primarily residential and commercial with little industrial

## 2009 Retail Revenue Mix

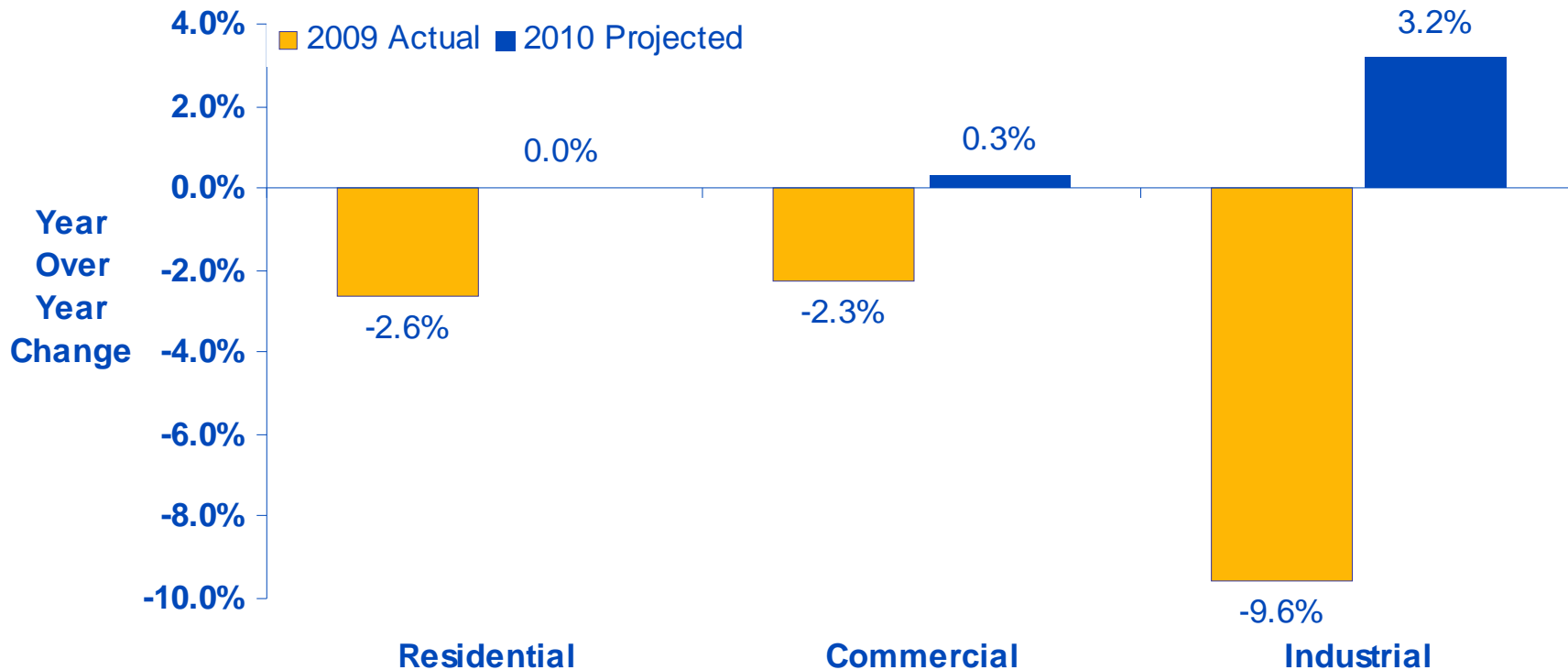


### Top Commercial Segments

	<u>% of 2009 Com. Sales</u>
Retail	13.7%
Misc Services	13.3%
Real Estate/Banking/Insurance	12.4%
Health	8.5%
Education	7.6%
Restaurants	6.4%
Transportation/Sanitation/Utilities	6.0%
Food Stores	5.6%
Public Office/Government	4.7%
Lodging	4.1%

# After a challenging 2009, we expect overall sales growth in 2010

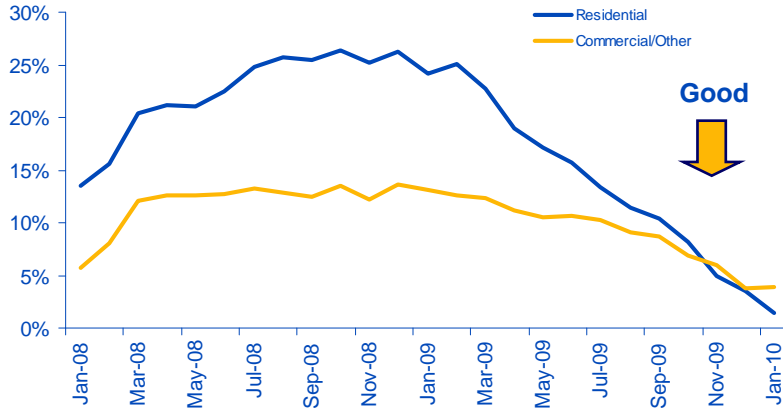
## Weather Normalized Sales Growth



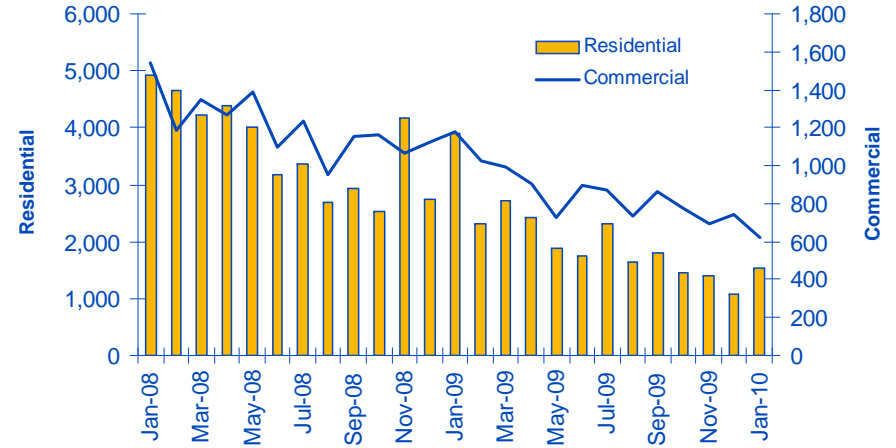
**Across all customer classes, FPL's weather normalized retail sales are expected to grow 0.4% in 2010**

# FPL customer metrics are improving although there continue to be some mixed messages in the data

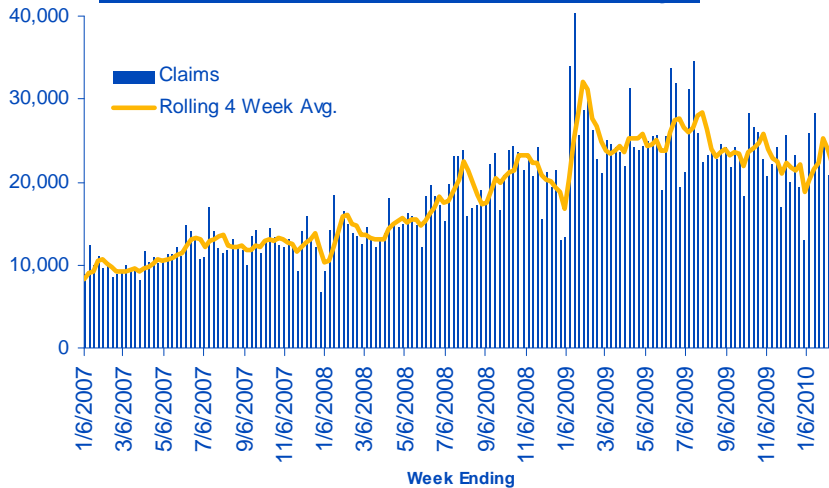
## Change in Inactive Meters from the Prior Year



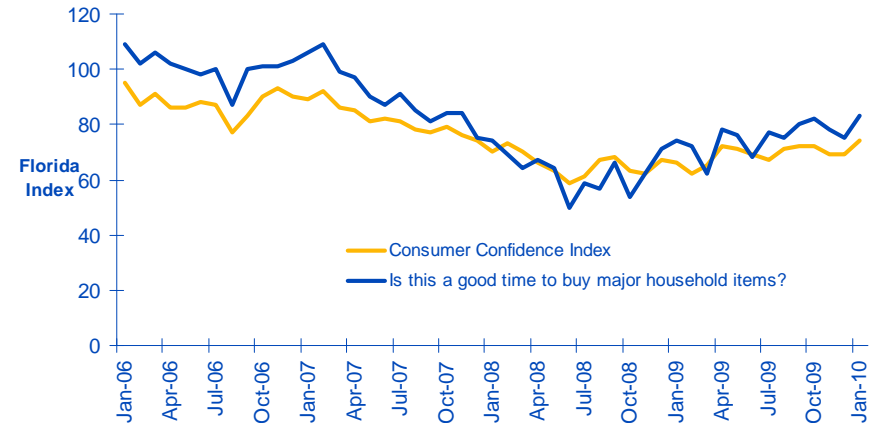
## New Service Accounts



## Florida Initial Unemployment Insurance Claims (weekly)

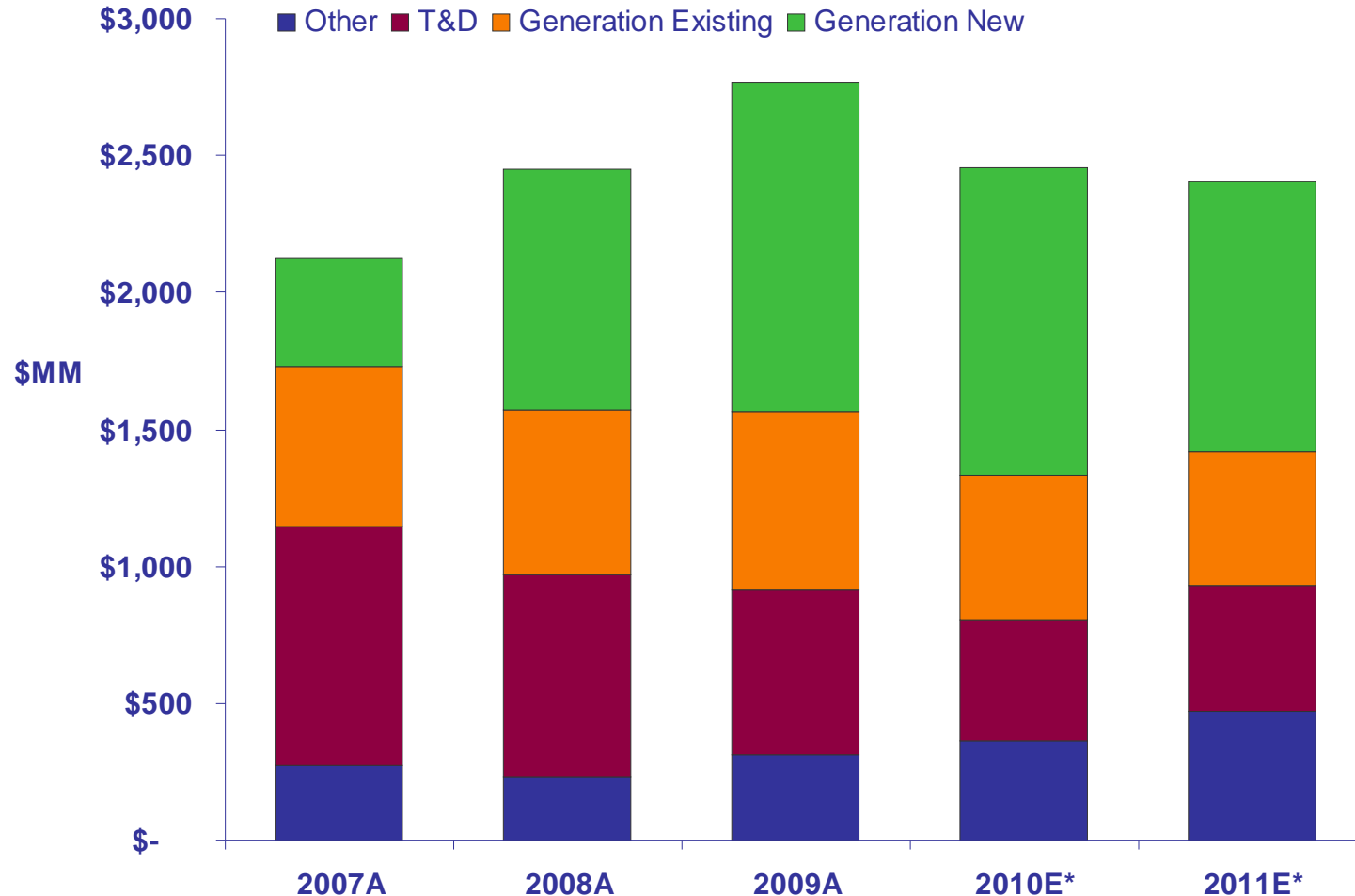


## Florida Consumer Confidence Index



# FPL has a robust capital expenditure program to improve fuel efficiency, reduce emissions and meet projected growth

## Actual and Planned Capital Expenditures



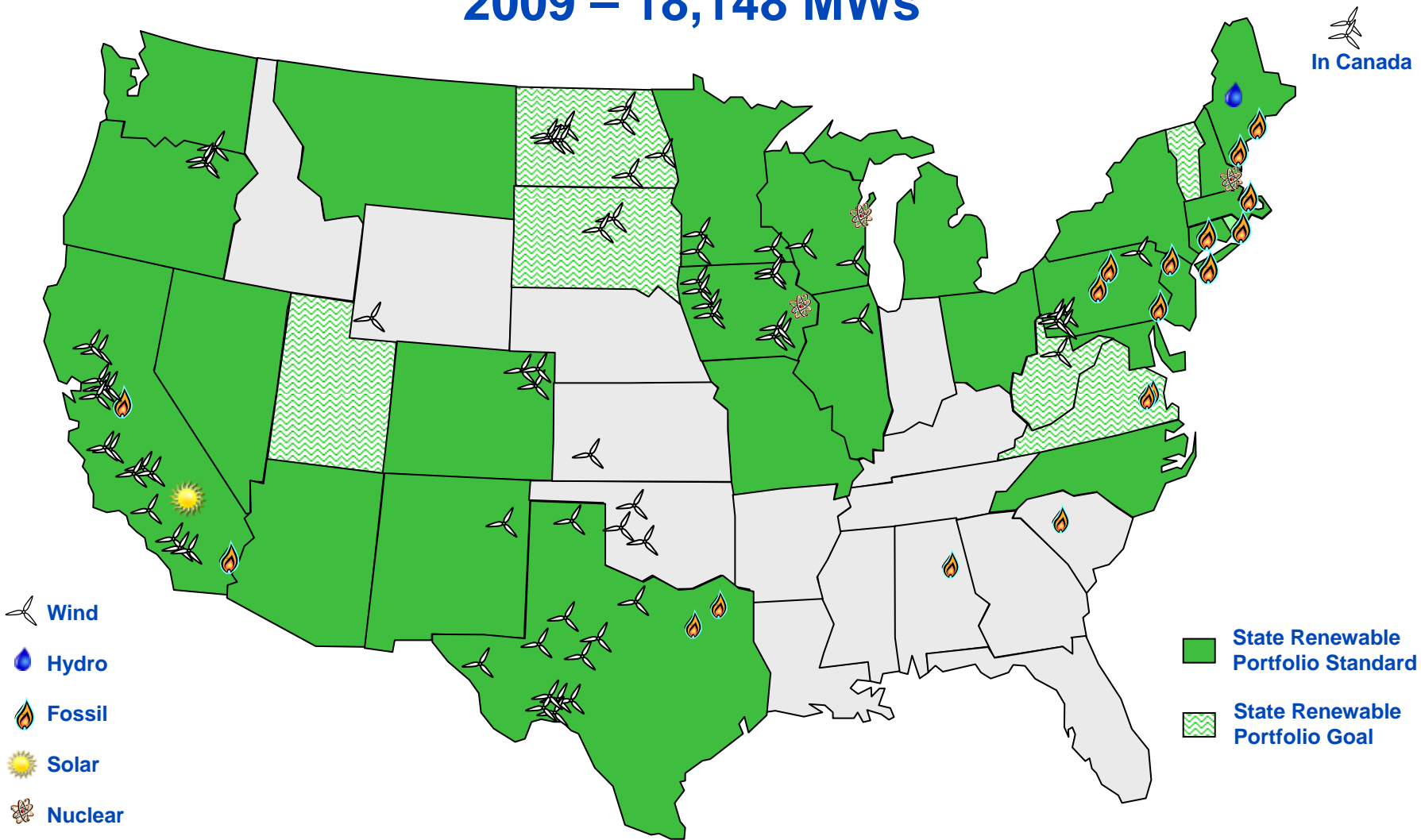
\* Investments related to certain currently suspended projects are excluded from the above



# We are a major participant in most U.S. markets

## NextEra Energy Resources Generation Portfolio

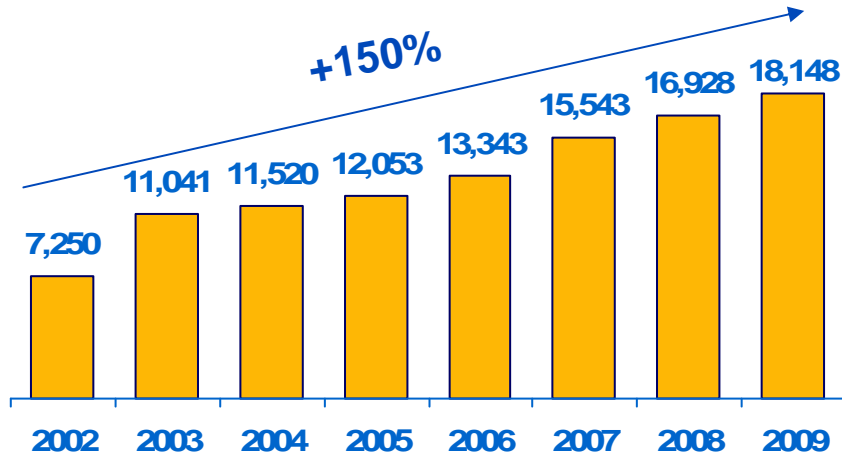
### 2009 – 18,148 MWs



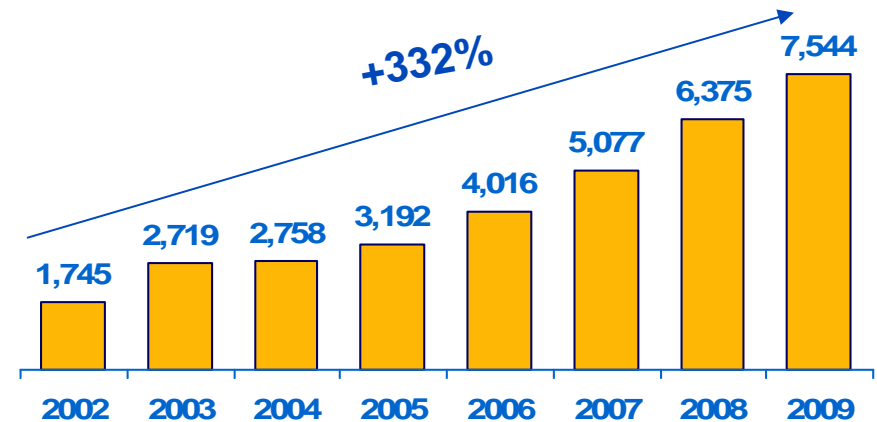
As of December 31, 2009

# NextEra Energy Resources is a tremendous success story

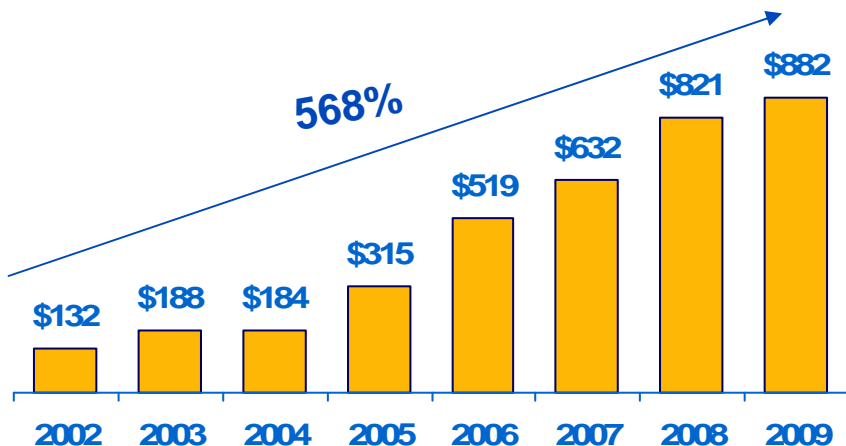
## Total Generation Capacity (MW)



## Wind Energy Capacity (MW)



## Adjusted Earnings (\$ MM)<sup>(1)</sup>



## Nuclear Fleet

- Acquired three nuclear plants to become one of the country's largest nuclear operators
  - Total investment: \$2.3 billion

# NextEra Energy Resources' value proposition is unmatched in the industry

## NextEra Energy Resources: A Well-Positioned Company

### A valuable existing portfolio ...

- Asset-driven
- Diversified (regions, fuel mix, dispatch points, contracted vs. merchant)
- Leading wind business with superior returns
- Positive exposure to long-term commodity prices and carbon
- Supplemented by focused and growing wholesale marketing and trading capability

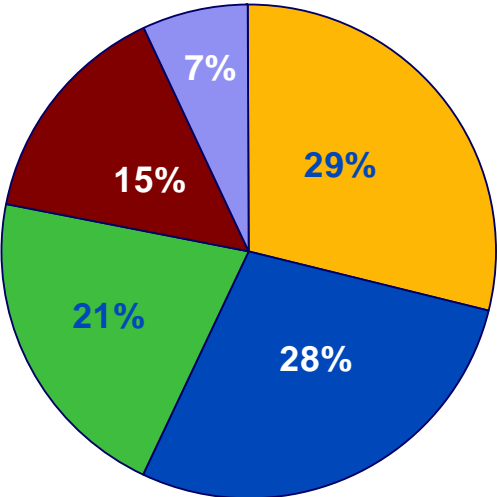
### ...plus a wide array of new growth opportunities

- Wind
- Solar
- Transmission
- Carbon legislation

# We have a strong asset portfolio supported by effective power and gas marketing & trading capabilities

## NextEra Energy Resources: Asset Portfolio Mix<sup>1</sup>

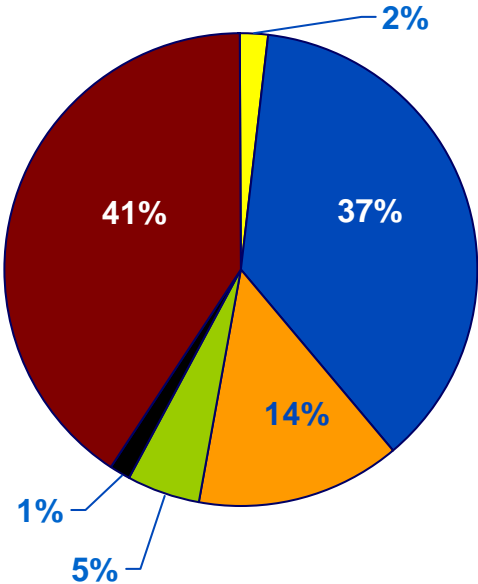
Region



ERCOT  
Midwest  
Other South

Northeast  
West

Asset Type

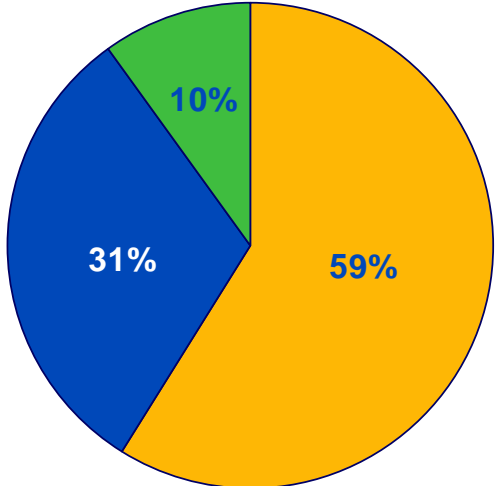


Hydro  
Oil/Other

Natural Gas  
Solar

Nuclear  
Wind

Dispatch Characteristics

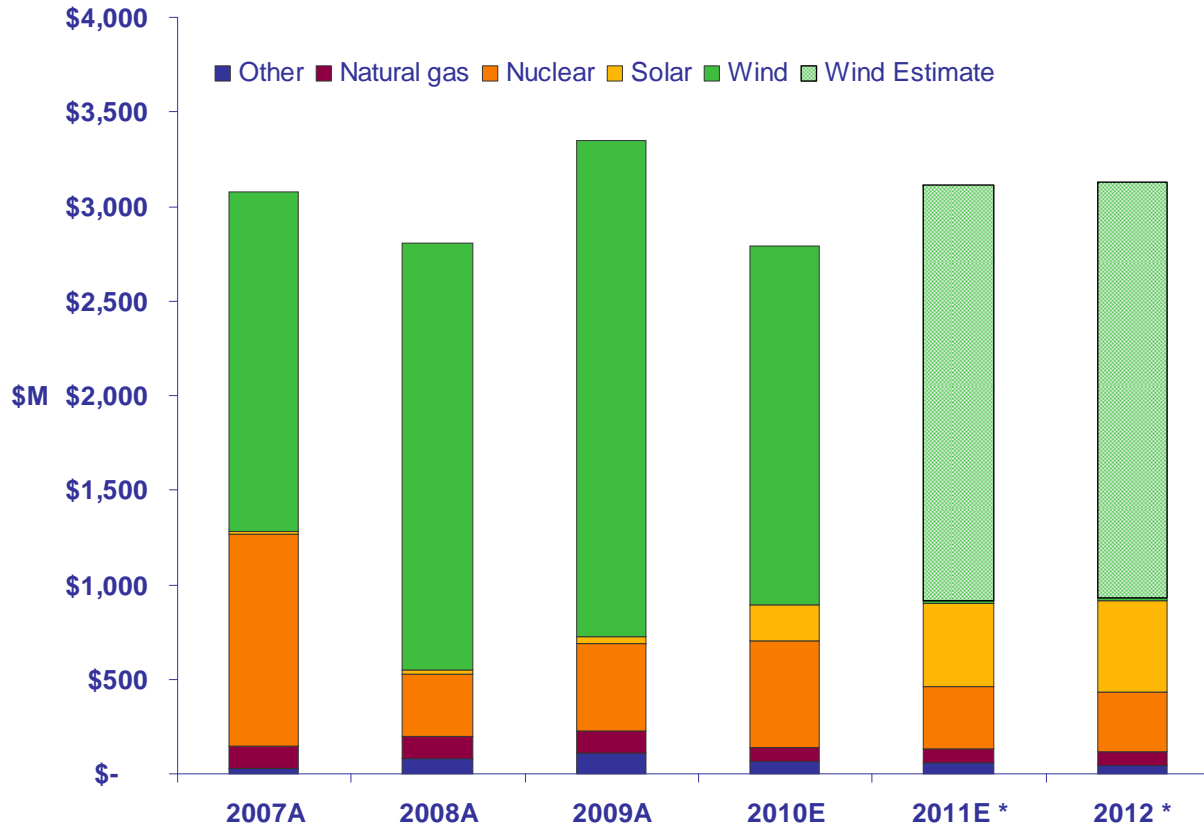


Base Intermediate Peak

<sup>1</sup>As of December 31, 2009, net MWs

# NextEra Energy Resources plans to continue its significant capital expenditures, focusing on clean energy sources

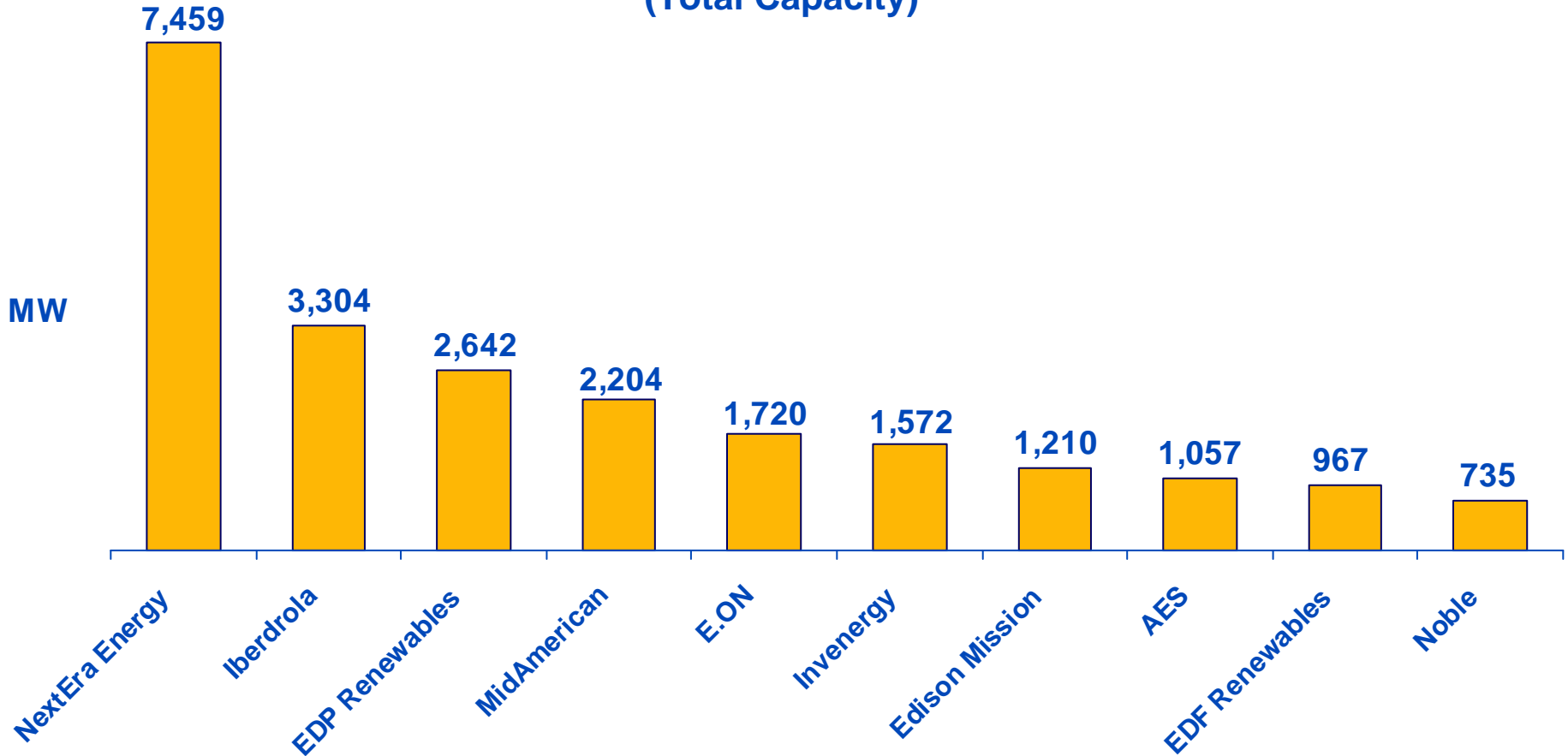
## Actual and Planned Capital Expenditures



\* Wind estimates are based on adding 1,000 MW each year and are subject to the key assumptions listed in the Appendix.

**NextEra owns and operates 7,459 MW of U.S. wind and still retains a significant scale advantage over the other leading U.S. developers/owners**

## Top 10 U.S. Wind Developers/Owners (Total Capacity)



**... and we continue to grow our solar development projects**

## **Solar Development Activity**

- **Development pipeline consists of both trough and photovoltaic projects**
  - Currently developing over 1,000 MW of projects
  - Project Genesis (250 MW solar-thermal trough technology)
    - Announced in 2009
    - First 125MW commercial operations date (COD) expected to be November 2013, next 125MW COD November 2014
    - Full permitting underway in California
- **Targeting land sites in strategic locations**
  - Well over 200,000 acres of Bureau of Land Management land
  - In addition, acquired or negotiating private land to support over 1,000 MW of solar projects

# NextEra Energy Resources is well positioned to benefit from its clean energy portfolio

## Illustrative MWh Benefiting from Carbon<sup>(1)</sup>



## Potential 2012 EBITDA Impact (\$ MM)

MM MWh Open	\$/Ton		
	\$10	\$20	\$30
20	\$93	\$192	\$291
30	\$142	\$292	\$442
40	\$191	\$392	\$593

(1) Includes non-PPA 2012 nuclear, wind, and hydro generation; 2011-2012 new wind is assumed to be 100% open to carbon, but not all "new Wind" shown above will necessarily be open to carbon, as some may be contracted. We do, however, expect some contract terms to include the benefits of carbon pricing.

28 (2) Open MM MWh of existing assets at February 2010

**FPL Group focuses on maximizing the value of today's businesses while strategically investing to create future value**

## **Key Success Factors**

**Operational excellence**

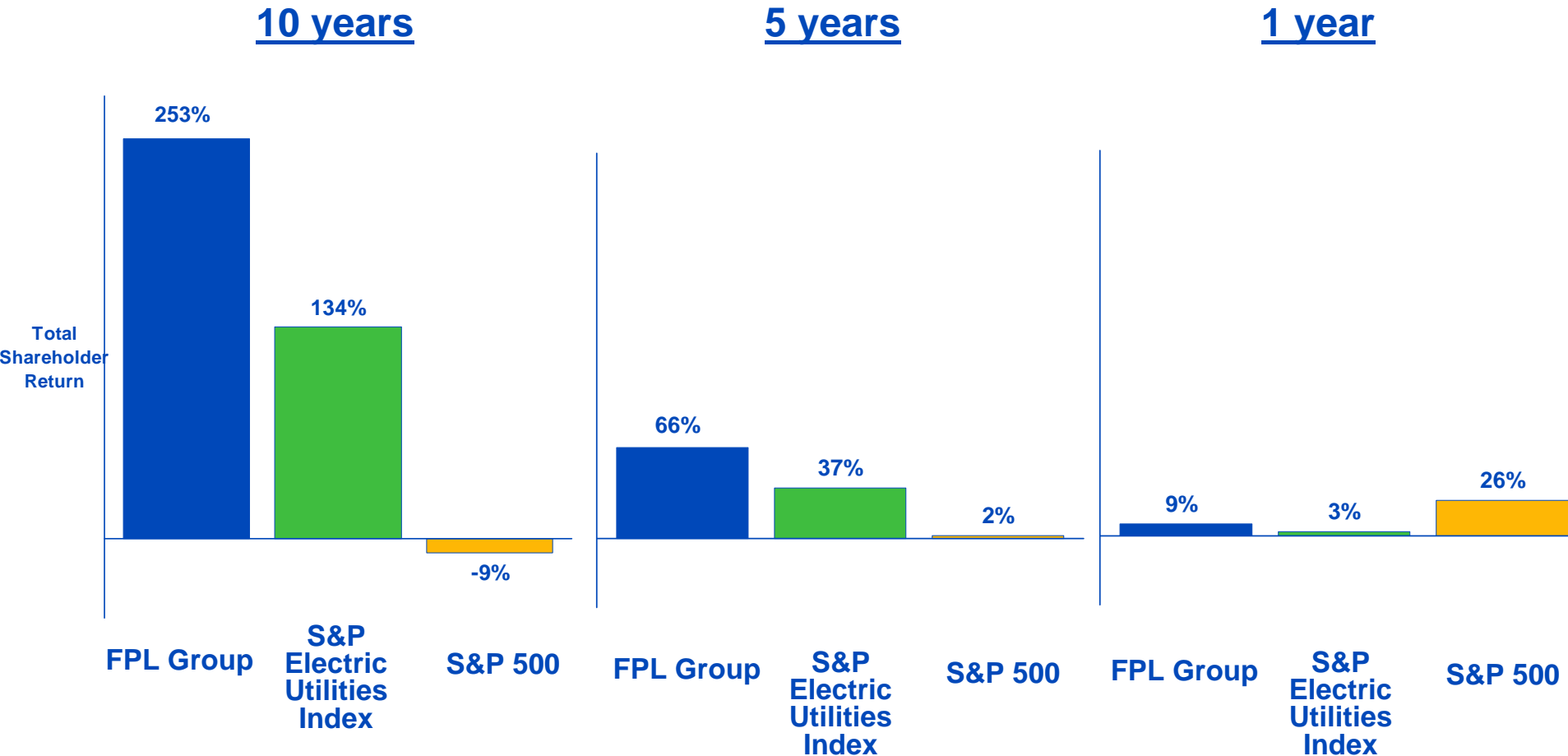
**Strategic focus**

**Financial strength**

**Financial discipline**

# FPL Group has consistently outperformed the utility sector...

## Total Shareholder Return (1)



# Appendix

# Several key assumptions support our financial outlook

## Key Assumptions <sup>(1)</sup>

- Normal weather and operating conditions
- No further significant decline in the national or the Florida economy
- Supportive commodity markets
- Continued public policy support for wind and solar development and construction
- Continued market demand and supply chain expansion for wind and solar
- Transmission expansion to support wind and solar development
- Access to capital at reasonable cost and terms
- No acquisitions

<sup>(1)</sup> This is not intended to be a full list of factors which could cause FPL Group's future results to differ from current expectations. For a discussion of risk factors please consult FPL Group's SEC filings and the cautionary statements attached to this presentation.

## NextEra Energy Resources, LLC

### Reconciliation of Adjusted Earnings to Net Income

(\$ millions)	<u>2002</u>	<u>2003</u>	<u>2004</u>	<u>2005</u>	<u>2006</u>	<u>2007</u>	<u>2008</u>	<u>2009</u>
Net Income (Loss)	(\$163)	\$207	\$181	\$203	\$610	\$540	\$915	\$849
Adjustments, net of income taxes:								
Net unrealized mark-to-market (gains) losses associated with non-qualifying hedges		(22)	3	112	(92)	86	(170)	20
Other than temporary impairment losses, net					1	6	76	13
Cumulative effect of change in accounting principle, net	222	3						
Impairment/other charges, net	73							
Adjusted Earnings	<u>\$132</u>	<u>\$188</u>	<u>\$184</u>	<u>\$315</u>	<u>\$519</u>	<u>\$632</u>	<u>\$821</u>	<u>\$882</u>

# FPL Group, Inc.

## Reconciliation of Adjusted Earnings Per Share to Earnings Per Share

	<u>2002</u>	<u>2003</u>	<u>2004</u>	<u>2005</u>	<u>2006</u>	<u>2007</u>	<u>2008</u>	<u>2009</u>
Earnings Per Share (assuming dilution)	\$1.38	\$2.53	\$2.48	\$2.34	\$3.23	\$3.27	\$4.07	\$3.97
Adjustments:								
Net unrealized mark-to-market (gains) losses associated with non-qualifying hedges		(0.06)	0.01	0.29	(0.23)	0.21	(0.42)	0.05
Other than temporary impairment losses, net						0.01	0.19	0.03
Cumulative effect of change in accounting principle, net	0.64	0.01						
Impairment/other charges, net	0.39							
Merger-related expenses					0.04			
Adjusted Earnings Per Share	<u>\$2.41</u>	<u>\$2.48</u>	<u>\$2.49</u>	<u>\$2.63</u>	<u>\$3.04</u>	<u>\$3.49</u>	<u>\$3.84</u>	<u>\$4.05</u>

# Cautionary Statements And Risk Factors That May Affect Future Results

In connection with the safe harbor provisions of the Private Securities Litigation Reform Act of 1995 (Reform Act), FPL Group, Inc. (FPL Group) and Florida Power & Light Company (FPL) are hereby providing cautionary statements identifying important factors that could cause FPL Group's or FPL's actual results to differ materially from those projected in forward-looking statements (as such term is defined in the Reform Act) made by or on behalf of FPL Group and FPL in this [\[press release\]](#), on their respective websites, in response to questions or otherwise. Any statements that express, or involve discussions as to, expectations, beliefs, plans, objectives, assumptions, future events or performance, climate change strategy or growth strategies (often, but not always, through the use of words or phrases such as will, will likely result, are expected to, will continue, is anticipated, aim, believe, could, should, would, estimated, may, plan, potential, projection, target, outlook, predict and intend or words of similar meaning) are not statements of historical facts and may be forward-looking. Forward-looking statements involve estimates, assumptions and uncertainties. Accordingly, any such statements are qualified in their entirety by reference to, and are accompanied by, the following important factors (in addition to any assumptions and other factors referred to specifically in connection with such forward-looking statements) that could cause FPL Group's or FPL's actual results to differ materially from those contained or implied in forward-looking statements made by or on behalf of FPL Group and FPL.

Any forward-looking statement speaks only as of the date on which such statement is made, and FPL Group and FPL undertake no obligation to update any forward-looking statement to reflect events or circumstances, including unanticipated events, after the date on which such statement is made, unless otherwise required by law. New factors emerge from time to time and it is not possible for management to predict all of such factors, nor can it assess the impact of each such factor on the business or the extent to which any factor, or combination of factors, may cause actual results to differ materially from those contained or implied in any forward-looking statement.

The following are some important factors that could have a significant impact on FPL Group's and FPL's operations and financial results, and could cause FPL Group's and FPL's actual results or outcomes to differ materially from those discussed or implied in the forward-looking statements:

*FPL Group and FPL are subject to complex laws and regulations and to changes in laws and regulations as well as changing governmental policies and regulatory actions. FPL holds franchise agreements with local municipalities and counties, and must renegotiate expiring agreements. These factors may have a negative impact on the business and results of operations of FPL Group and FPL.*

- FPL Group and FPL are subject to complex laws and regulations, and to changes in laws or regulations, with respect to, among other things, allowed rates of return, industry and rate structure, operation of nuclear power facilities, construction and operation of generation facilities, construction and operation of transmission and distribution facilities, acquisition, disposal, depreciation and amortization of assets and facilities, recovery of fuel, purchased power and environmental costs, decommissioning costs, return on common equity and equity ratio limits, transmission reliability and present or prospective wholesale and retail competition. This substantial and complex framework exposes FPL Group and FPL to increased compliance costs and potentially significant monetary penalties for non-compliance. The Florida Public Service Commission (FPSC) has the authority to disallow recovery by FPL of any and all costs that it considers excessive or imprudently incurred. The regulatory process generally restricts FPL's ability to grow earnings and does not provide any assurance as to achievement of earnings levels.

- FPL Group and FPL also are subject to extensive federal, state and local environmental statutes, rules and regulations, as well as the effect of changes in or additions to applicable statutes, rules and regulations that relate to, or in the future may relate to, for example, air quality, water quality, climate change, greenhouse gas (GHG) emissions, carbon dioxide (CO<sub>2</sub>) emissions, radioactive emissions, waste management, marine and wildlife mortality, natural resources, health, safety and renewable portfolio standards that could, among other things, restrict or limit the output of certain facilities or the use of certain fuels required for the production of electricity and/or require additional pollution control equipment and otherwise increase costs. There are significant capital, operating and other costs associated with compliance with these environmental statutes, rules and regulations, and those costs could be even more significant in the future. Violations of certain of these statutes, rules and regulations could expose FPL Group and FPL to third-party disputes and potentially significant monetary penalties for non-compliance.

- FPL Group and FPL operate in a changing market environment influenced by various legislative and regulatory initiatives regarding regulation, deregulation or restructuring of the energy industry, including, for example, deregulation or restructuring of the production and sale of electricity, as well as increased focus on renewable and clean energy sources and reduction of CO<sub>2</sub> emissions and other GHG emissions. FPL Group and its subsidiaries will need to adapt to these changes and may face increasing costs and competitive pressure in doing so.

- FPL Group's and FPL's results of operations could be affected by FPL's ability to negotiate or renegotiate franchise agreements with municipalities and counties in Florida.

*The operation and maintenance of power generation, transmission and distribution facilities involve significant risks that could adversely affect the results of operations and financial condition of FPL Group and FPL.*

- The operation and maintenance of power generation, transmission and distribution facilities involve many risks, including, for example, start up risks, breakdown or failure of equipment, transmission and distribution lines or pipelines and the availability of replacement equipment, the inability to properly manage or mitigate known equipment defects throughout FPL Group's and FPL's generation fleets and transmission and distribution systems, use of new or unproven technology, the dependence on a specific fuel source, failures in the supply or transportation of fuel, the impact of unusual or adverse weather conditions (including natural disasters such as hurricanes, floods and droughts), and performance below expected or contracted levels of output or efficiency. This could result in lost revenues and/or increased expenses, including, for example, lost revenues due to prolonged outages and increased expenses due to monetary penalties or fines, replacement equipment costs or an obligation to purchase or generate replacement power at potentially higher prices to meet contractual obligations. Insurance, warranties or performance guarantees may not cover any or all of the lost revenues or increased expenses. Breakdown or failure of an operating facility of NextEra Energy Resources, LLC (NextEra Energy Resources) may, for example, prevent the facility from performing under applicable power sales agreements which, in certain situations, could result in termination of the agreement or subject NextEra Energy Resources to incurring a liability for liquidated damages.

(continued...)

# Cautionary Statements And Risk Factors That May Affect Future Results (continued)

*The operation and maintenance of nuclear facilities involves inherent risks, including environmental, health, regulatory, terrorism and financial risks, that could result in fines or the closure of nuclear units owned by FPL or NextEra Energy Resources, and which may present potential exposures in excess of insurance coverage.*

•FPL and NextEra Energy Resources own, or hold undivided interests in, nuclear generation facilities in four states. These nuclear facilities are subject to environmental, health and financial risks such as on-site storage of spent nuclear fuel, the ability to dispose of spent nuclear fuel, the ability to maintain adequate reserves for decommissioning, potential liabilities arising out of the operation of these facilities, and the threat of a possible terrorist attack. Although FPL and NextEra Energy Resources maintain decommissioning funds and external insurance coverage to minimize the financial exposure to these risks, it is possible that the cost of decommissioning the facilities could exceed the amount available in the decommissioning funds, and that liability and property damages could exceed the amount of insurance coverage.

•The U.S. Nuclear Regulatory Commission (NRC) has broad authority to impose licensing and safety-related requirements for the construction and operation and maintenance of nuclear generation facilities. In the event of non-compliance, the NRC has the authority to impose fines or shut down a unit, or both, depending upon its assessment of the severity of the situation, until compliance is achieved. NRC orders or new regulations related to increased security measures and any future safety requirements promulgated by the NRC could require FPL and NextEra Energy Resources to incur substantial operating and capital expenditures at their nuclear plants. In addition, if a serious nuclear incident were to occur at an FPL or NextEra Energy Resources plant, it could result in substantial costs. A major incident at a nuclear facility anywhere in the world could cause the NRC to limit or prohibit the operation or licensing of any domestic nuclear unit.

•In addition, potential terrorist threats and increased public scrutiny of utilities could result in increased nuclear licensing or compliance costs which are difficult or impossible to predict.

*The construction of, and capital improvements to, power generation and transmission facilities involve substantial risks. Should construction or capital improvement efforts be unsuccessful or delayed, the results of operations and financial condition of FPL Group and FPL could be adversely affected.*

•The ability of FPL Group and FPL to complete construction of, and capital improvement projects for, their power generation and transmission facilities on schedule and within budget are contingent upon many variables that could delay completion, increase costs or otherwise adversely affect operational and financial results, including, for example, limitations related to transmission interconnection issues, escalating costs for materials and labor and environmental compliance, delays with respect to permits and other approvals, and disputes involving third parties, and are subject to substantial risks. Should any such efforts be unsuccessful or delayed, FPL Group and FPL could be subject to additional costs, termination payments under committed contracts, loss of tax credits and/or the write-off of their investment in the project or improvement.

•*The use of derivative contracts by FPL Group and FPL in the normal course of business could result in financial losses or the payment of margin cash collateral that could adversely impact the results of operations or cash flows of FPL Group and FPL.*

•FPL Group and FPL use derivative instruments, such as swaps, options, futures and forwards, some of which are traded in the over-the-counter markets or on exchanges, to manage their commodity and financial market risks, and for FPL Group to engage in trading and marketing activities. FPL Group could recognize financial losses as a result of volatility in the market values of these derivative instruments, or if a counterparty fails to perform or make payments under these derivative instruments and could suffer a reduction in operating cash flows as a result of the requirement to post margin cash collateral. In the absence of actively quoted market prices and pricing information from external sources, the valuation of these derivative instruments involves management's judgment or use of estimates. As a result, changes in the underlying assumptions or use of alternative valuation methods could affect the reported fair value of these derivative instruments. In addition, FPL's use of such instruments could be subject to prudence challenges and, if found imprudent, cost recovery could be disallowed by the FPSC.

•FPL Group provides full energy and capacity requirement services, which include load-following services and various ancillary services, primarily to distribution utilities to satisfy all or a portion of such utilities' power supply obligations to their customers. The supply costs for these transactions may be affected by a number of factors, including by events that may occur after FPL Group has committed to supply power, such as weather conditions, fluctuating prices for energy and ancillary services, and the ability of the distribution utilities' customers to elect to receive service from competing suppliers. If the supply costs are not favorable, FPL Group's operating costs could increase and result in the possibility of reduced earnings or incurring losses.

•FPL Group and FPL have hedging procedures and associated risk management tools that may not work as planned. Risk management tools and metrics such as daily value at risk, earnings at risk, stop loss limits and liquidity guidelines are based on historical price movements. If price movements significantly or persistently deviate from historical behavior, the risk management tools may not protect against significant losses. As a result of these and other factors, FPL Group and FPL cannot predict with precision the impact that risk management decisions may have on financial results.

*FPL Group's competitive energy business is subject to risks, many of which are beyond the control of FPL Group, including, but not limited to, the efficient development and operation of generating assets, the successful and timely completion of project restructuring activities, the price and supply of fuel and equipment, transmission constraints, competition from other generators, including those using new sources of generation, excess generation capacity and demand for power, that may reduce revenues, increase costs or otherwise adversely impact the results of operations and financial condition of FPL Group.*

•There are various risks associated with FPL Group's competitive energy business. In addition to risks discussed elsewhere, risk factors specifically affecting NextEra Energy Resources' success in competitive wholesale markets include, for example, the ability to efficiently develop and operate generating assets, the successful and timely completion of project restructuring activities, maintenance of the qualifying facility status of certain projects, the price and supply of fuel (including transportation) and equipment, transmission constraints, the ability to utilize production tax credits or qualify for convertible investment tax credits, competition from other and new sources of generation, excess generation capacity and shifting demand for power. There can be significant volatility in market prices for fuel, electricity and renewable and other energy commodities, and there are other financial, counterparty and market risks that are beyond the control of NextEra Energy Resources. NextEra Energy Resources' inability or failure to effectively hedge its assets or positions against changes in commodity prices, interest rates, counterparty credit risk or other risk measures could significantly impair FPL Group's future financial results. A portion of NextEra Energy Resources' power generation facilities operate wholly or partially without long-term power purchase agreements. As a result, power from these facilities is sold on the spot market or on a short-term contractual basis, which may increase the volatility of FPL Group's financial results. In addition, NextEra Energy Resources' business depends upon power transmission and natural gas transportation facilities owned and operated by others; if transmission or transportation is disrupted or capacity is inadequate or unavailable, NextEra Energy Resources' ability to sell and deliver its wholesale power or natural gas may be limited.

# Cautionary Statements And Risk Factors That May Affect Future Results (continued)

*FPL Group's ability to successfully identify, complete and integrate acquisitions is subject to significant risks, including, but not limited to, the effect of increased competition for acquisitions resulting from the consolidation of the power industry.*

•FPL Group is likely to encounter significant competition for acquisition opportunities that may become available as a result of the consolidation of the power industry in general. In addition, FPL Group may be unable to identify attractive acquisition opportunities at favorable prices and to complete and integrate them successfully and in a timely manner.

*FPL Group and FPL participate in markets that are often subject to uncertain economic conditions, which makes it difficult to estimate growth, future income and expenditures.*

•FPL Group and FPL participate in markets that are susceptible to uncertain economic conditions, which complicate estimates of revenue growth. Because components of budgeting and forecasting are dependent upon estimates of revenue growth in the markets FPL Group and FPL serve, the uncertainty makes estimates of future income and expenditures more difficult. As a result, FPL Group and FPL may make significant investments and expenditures but never realize the anticipated benefits, which could adversely affect results of operations. The future direction of the overall economy also may have a significant effect on the overall performance and financial condition of FPL Group and FPL.

*Changes in the number of customer accounts and customer usage in FPL's service area affect FPL Group's and FPL's results of operations.*

•FPL Group's and FPL's results of operations are affected by the change in the number of customer accounts in FPL's service area and customer usage. Changes in the number of customer accounts can be affected by growth or decline in population. Changes in the number of customer accounts and customer usage can be affected by economic factors in Florida and elsewhere, including, for example, job and income growth or decline, housing starts and new home prices. Changes in the number of customer accounts and customer usage directly influence the demand for electricity and the need, or lack of need, for additional power generation and power delivery facilities at FPL.

*Weather affects FPL Group's and FPL's results of operations, as can the impact of severe weather. Weather conditions directly influence the demand for electricity and natural gas, affect the price of energy commodities, and can affect the production of electricity at power generating facilities.*

•FPL Group's and FPL's results of operations are affected by changes in the weather. Weather conditions directly influence the demand for electricity and natural gas, affect the price of energy commodities, and can affect the production of electricity at power generating facilities, including, but not limited to, wind, solar and hydro-powered facilities. FPL Group's and FPL's results of operations can be affected by the impact of severe weather which can be destructive, causing outages and/or property damage, may affect fuel supply, and could require additional costs to be incurred. At FPL, recovery of these costs is subject to FPSC approval.

*FPL Group and FPL rely on access to capital and credit markets as significant sources of liquidity for capital requirements not satisfied by operating cash flows. Adverse capital and credit market conditions may adversely affect FPL Group's and FPL's ability to meet liquidity needs, access capital and operate and grow their businesses, and increase the cost of capital. Disruptions, uncertainty or volatility in the financial markets can also adversely impact the results of operations and financial condition of FPL Group and FPL, as well as exert downward pressure on the market price of FPL Group's common stock.*

•Having access to the credit and capital markets, at a reasonable cost, is necessary for FPL Group and FPL to fund their operations, including their capital requirements. Those markets have provided FPL Group and FPL with the liquidity to operate and grow their businesses that is not otherwise provided from operating cash flows. Disruptions, uncertainty or volatility in those markets can increase FPL Group's and FPL's cost of capital. If FPL Group and FPL are unable to access the credit and capital markets on terms that are reasonable, they may have to delay raising capital, issue shorter-term securities and/or bear an unfavorable cost of capital, which, in turn, could adversely impact their ability to grow their businesses, decrease earnings, significantly reduce financial flexibility and/or limit FPL Group's ability to sustain its current common stock dividend level.

•The market price and trading volume of FPL Group's common stock could be subject to significant fluctuations due to, among other things, general stock market conditions and changes in market sentiment regarding FPL Group and its subsidiaries' operations, business, growth prospects and financing strategies.

*FPL Group's, FPL Group Capital Inc's (FPL Group Capital) and FPL's inability to maintain their current credit ratings may adversely affect FPL Group's and FPL's liquidity, limit the ability of FPL Group and FPL to grow their businesses, and would likely increase interest costs. In addition, FPL Group's, FPL Group Capital's or FPL's credit providers' inability to maintain their current credit ratings, or to fund their credit commitments, may adversely affect FPL Group's and FPL's liquidity.*

•The inability of FPL Group, FPL Group Capital and FPL to maintain their current credit ratings could affect their ability to raise capital or obtain credit on favorable terms, which, in turn, could impact FPL Group's and FPL's ability to grow their businesses, service indebtedness or repay borrowings, and would likely increase their interest costs. Some of the factors that can affect credit ratings are cash flows, liquidity, the amount of debt as a component of total capitalization, and political, legislative and regulatory actions. FPL Group, FPL Group Capital or FPL cannot assure that their current credit ratings will remain in effect for any given period of time or that one or more of its ratings will not be lowered or withdrawn entirely by a rating agency.

•The inability of FPL Group's, FPL Group Capital's and FPL's credit providers to maintain credit ratings acceptable under various agreements, or to fund their credit commitments, could require FPL Group, FPL Group Capital or FPL to, among other things, renegotiate requirements in agreements, find an alternative credit provider with acceptable credit ratings to meet the requirement, or post cash collateral.

(continued...)

# Cautionary Statements And Risk Factors That May Affect Future Results (continued)

*FPL Group may be unable to meet its ongoing and future financial obligations and to pay dividends on its common stock if its subsidiaries are unable to pay upstream dividends or repay funds to FPL Group.*

•FPL Group is a holding company and, as such, has no material operations of its own. Substantially all of FPL Group's consolidated assets are held by subsidiaries. FPL Group's ability to meet its financial obligations and to pay dividends on its common stock is primarily dependent on the subsidiaries' net income and cash flows, which are subject to the risks of their respective businesses, and their ability to pay upstream dividends or to repay funds to FPL Group. The subsidiaries have financial obligations, including payment of debt service, which they must satisfy before they can fund FPL Group. FPL Group's subsidiaries are separate legal entities and have no obligation to provide FPL Group with funds for its payment obligations. In addition, the dividend-paying ability of some of the subsidiaries is limited by contractual restrictions which are contained in outstanding financing agreements and which may be included in future financing agreements.

*Changes in tax laws, as well as judgments and estimates used in the determination of tax-related asset and liability amounts, could adversely affect FPL Group's and FPL's results of operations, financial condition and liquidity.*

•FPL Group's and FPL's provision for income taxes and reporting of tax-related assets and liabilities requires significant judgments and the use of estimates. Amounts of tax-related assets and liabilities involve judgments and estimates of the timing and probability of recognition of income, deductions and tax credits, including estimates for potential adverse outcomes regarding tax positions that have been taken and the ability to utilize tax benefit carryforwards, such as net operating loss and tax credit carryforwards. Actual income taxes could vary significantly from estimated amounts due to the future impacts of, among other things, changes in tax laws, regulations and interpretations, financial condition and results of operations of FPL Group and its subsidiaries, including FPL, as well as the resolution of audit issues raised by taxing authorities. Ultimate resolution of income tax matters may result in material adjustments to tax-related assets and liabilities which could impact, either positively or negatively, FPL Group's and FPL's results of operations, financial condition and liquidity.

*FPL Group and FPL are subject to credit and performance risk from third parties under supply and service contracts.*

•FPL Group and FPL rely on contracts with vendors for the supply of equipment, materials, fuel and other goods and services required for the construction and operation of, and for capital improvements to, their facilities, as well as for business operations. If vendors fail to fulfill their contractual obligations, FPL Group and FPL may need to make arrangements with other suppliers, which could result in higher costs, untimely completion of power generation facilities and other projects, and/or a disruption to their operations.

*FPL Group and FPL are subject to costs and other potentially adverse effects of legal and regulatory proceedings as well as regulatory compliance and changes in or additions to applicable tax laws, rates or policies, rates of inflation, accounting standards, securities laws, corporate governance requirements and labor and employment laws.*

•FPL Group and FPL are subject to costs and other potentially adverse effects of legal and regulatory proceedings, settlements, investigations and claims, as well as regulatory compliance and the effect of new, or changes in, tax laws, rates or policies, rates of inflation, accounting standards and interpretations, securities laws, corporate governance requirements and labor and employment laws.

•FPL and NextEra Energy Resources, as owners and operators of transmission systems and/or critical assets within various regions throughout the United States, are subject to mandatory reliability standards established by the North American Electric Reliability Corporation. Non-compliance with these mandatory reliability standards could result in sanctions, including substantial monetary penalties.

*Threats of terrorism and catastrophic events that could result from terrorism, cyber attacks, or individuals and/or groups attempting to disrupt FPL Group's and FPL's business may impact the operations of FPL Group and FPL in unpredictable ways and could adversely affect FPL Group's and FPL's results of operations, financial condition and liquidity.*

•FPL Group and FPL are subject to direct and indirect effects of terrorist threats and activities, as well as cyber attacks and disruptive activities of individuals and/or groups. Infrastructure facilities and systems, such as generation, transmission and distribution facilities and information systems, have been identified as potential targets. The effects of these threats and activities could affect FPL Group's and FPL's ability to generate, purchase or transmit power, could cause delays in FPL Group's and FPL's development and construction of new generating facilities, could result in a significant slowdown in growth or a decline in the U.S. economy, could delay an economic recovery in the United States, and could increase the cost and adequacy of security and insurance, which could adversely affect FPL Group's and FPL's results of operations, financial condition and liquidity. In addition, these types of events could disrupt FPL Group's or FPL's operations, require significant management attention and resources, and could adversely affect FPL Group's and FPL's reputation among customers and the public.

*The ability of FPL Group and FPL to obtain insurance and the terms of any available insurance coverage could be adversely affected by international, national, state or local events and company-specific events, as well as the financial condition of insurers.*

•FPL Group's and FPL's ability to obtain insurance, and the cost of and coverage provided by such insurance, could be adversely affected by international, national, state or local events as well as company-specific events, as well as the financial condition of insurers.

*FPL Group and FPL are subject to employee workforce factors that could adversely affect the businesses and financial condition of FPL Group and FPL.*

•FPL Group and FPL are subject to employee workforce factors, including, for example, loss or retirement of key executives, availability of qualified personnel, inflationary pressures on payroll and benefits costs and collective bargaining agreements with union employees and work stoppage that could adversely affect the businesses and financial condition of FPL Group and FPL.

The risks described herein are not the only risks facing FPL Group and FPL. Additional risks and uncertainties also may materially adversely affect FPL Group's or FPL's business, financial condition and/or future operating results.

**FPAL**  
**GROUP**®