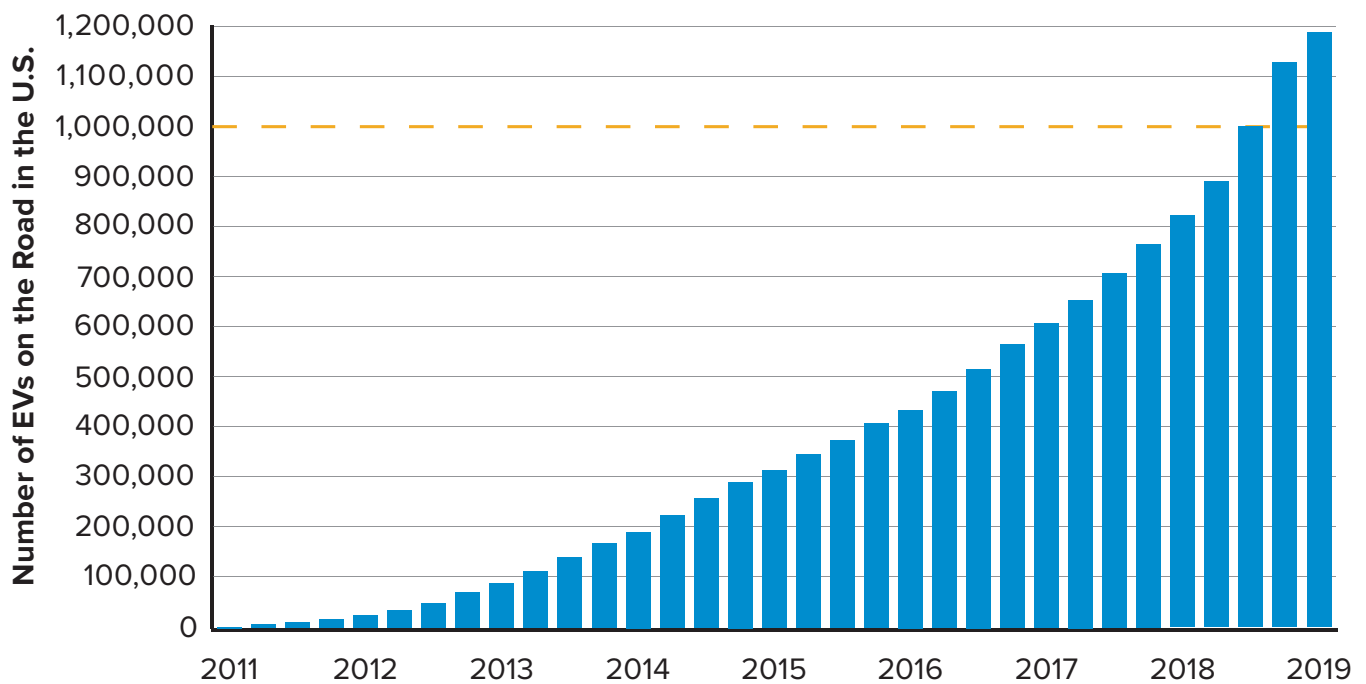




Electric Vehicle Sales: Facts & Figures

April 2019

ELECTRIC VEHICLES ON THE ROAD IN THE U.S.

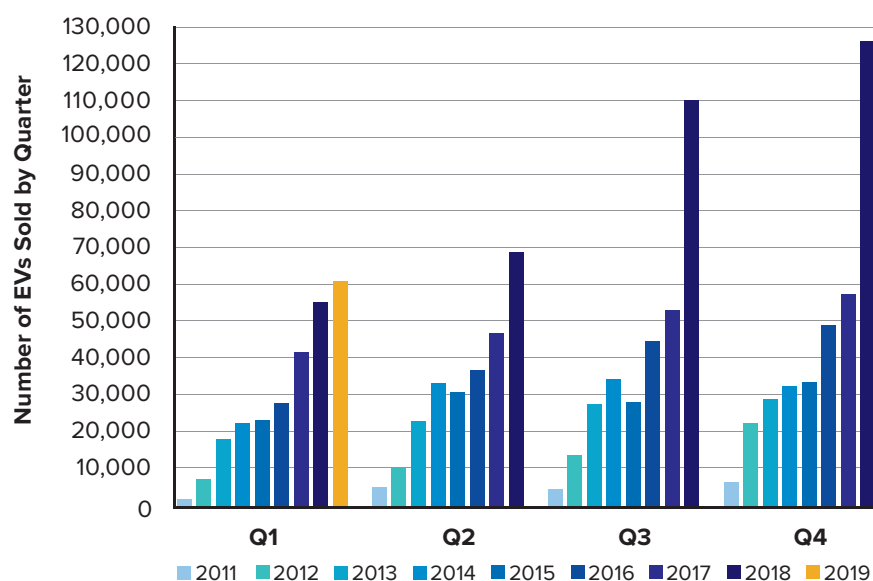


Source: InsideEVs.com and HybridCars.com

MORE THAN
1.18 million
ELECTRIC VEHICLES
are on the road in the U.S.
as of March 31, 2019.

TOTAL EV SALES
for 2018 were up
81%
compared
to 2017.

QUARTERLY EV SALES IN THE U.S.

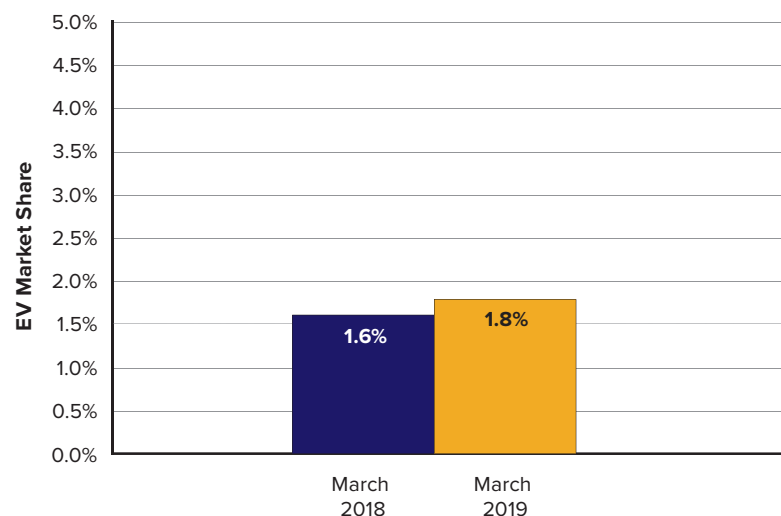


Source: InsideEVs.com and HybridCars.com

KEY FACTS

- In Q1 2019, more than 61,000 EVs were sold in the U.S.
- Q1 2019 sales increased 10% over Q1 2018 sales.

MARKET SHARE (PERCENT OF ALL CARS SOLD)

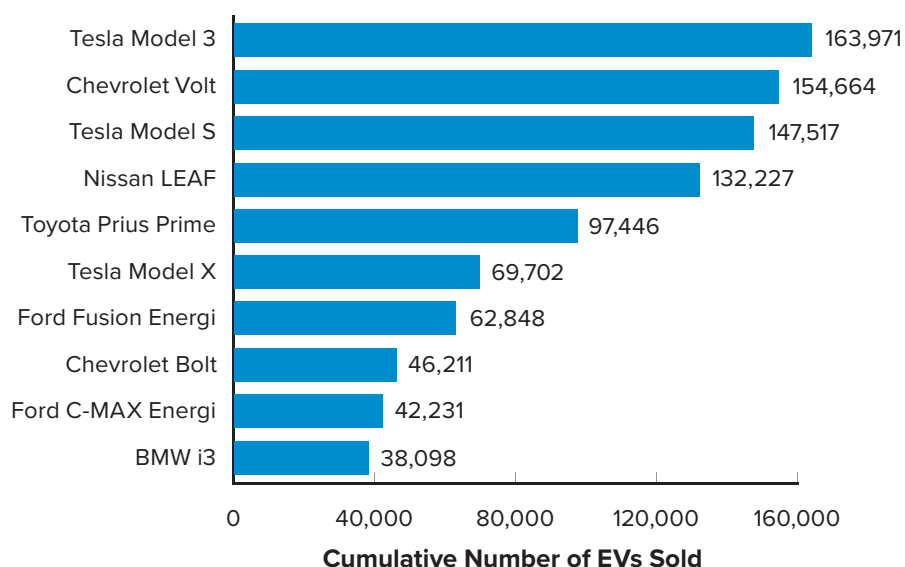


Source: InsideEVs.com, HybridCars.com, and GoodCarBadCar.net

KEY FACTS

- EV market share grew to 1.8% in March 2019, up from 1.6% in March 2018.
- EV marketshare is growing but still represents a tiny fraction of all cars in the U.S.
- EV sales as a fraction of all new car sales were 1.5% in Q1 2019.

TOTAL EV SALES BY MODEL: TOP 10

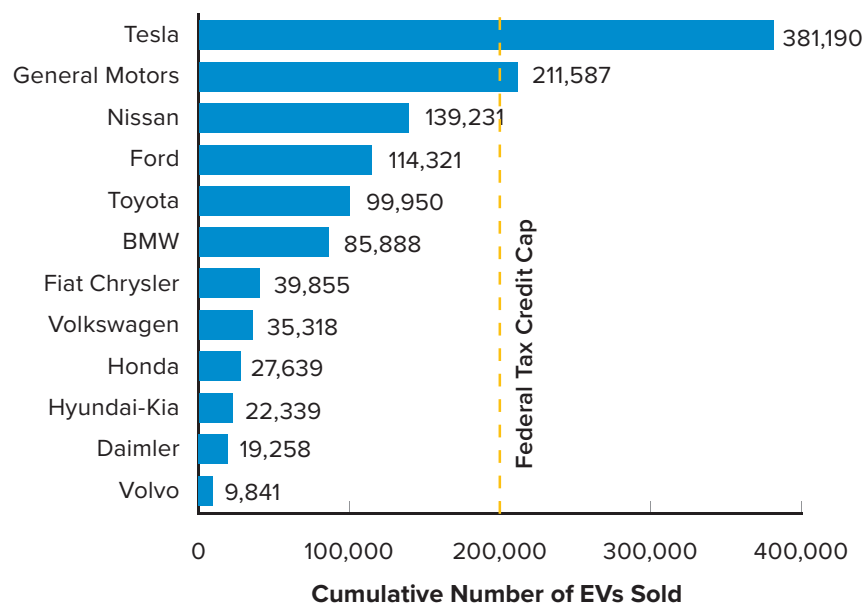


Source: InsideEVs.com and HybridCars.com

KEY FACTS

- The top 5 EV models account for nearly 60% of total EV sales.
- Eight new EV models are expected in 2019.

TOTAL EV SALES BY AUTOMAKER

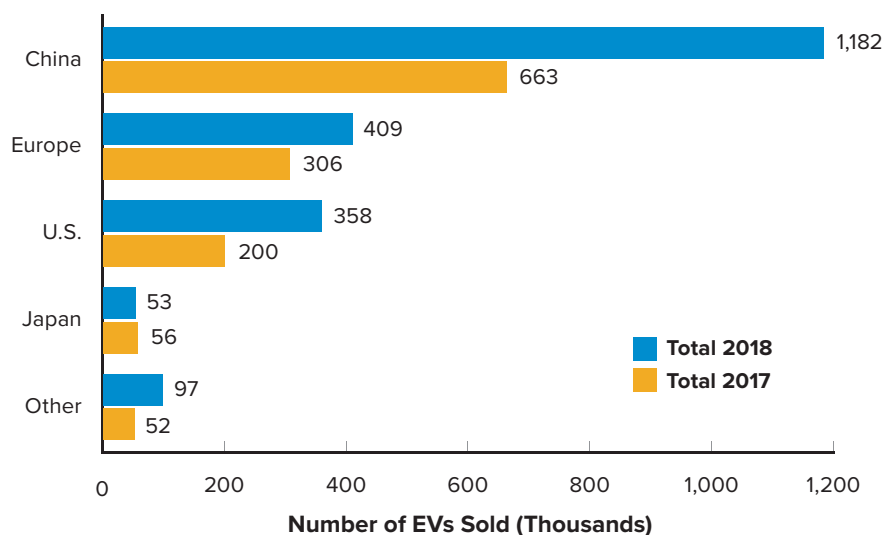


Source: InsideEVs.com and HybridCars.com

KEY FACTS

- General Motors EV sales have surpassed the 200,000 cap for the federal tax credit. The credit will begin to phase out in April 2019.
- Tesla, GM, and Nissan account for 62% of the 1.18 million EVs sold.

GLOBAL EV SALES 2017 VS. 2018



Source: EV-Volumes.com

KEY FACTS

- Global EV sales totaled about 2.1 million for 2018, an increase of 64% compared to the total sold in 2017.
- 2018 EV sales increased 79% in the U.S., 78% in China, and 34% in Europe compared to 2017.
- U.S. EV sales represented approximately 17% of global EV sales in 2018.

Questions or comments? Contact Kellen Schefter at kschefter@eei.org or Michelle Zaccagnino at mzaccagnino@eei.org